



SEU60 series

63W Enclosed type switching power supplies for I.T.E.

The SEU60 series of compact, open frame constructed, AC/DC switching mode power supplies provide 63 Watts of continuous output power. They are suited for use in based systems, portable equipments and many other applications. All models meet FCC Part-15 class B and CISPR-22 class B emission Limits and are designed to comply with UL/c-UL(UL 60950-1:2nd Edition)requirements. All units are 100% burned in and tested.



Features

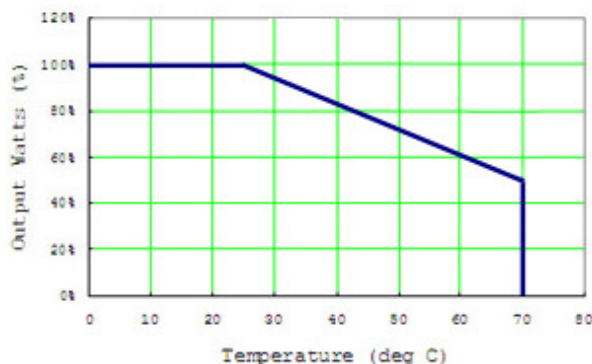
- Wide Operating Voltage 90 to 264 VAC, 47 to 63 Hz
- Input connector mates with Molex housing 09-50-3051 and Molex 2478 series crimp terminal
- Output connector mates with Molex housing 09-50-3061(or 09-50-3081) and Molex 2478 series crimp terminal
- Single to Quad Output
- Input Surge Current, Over Voltage and Over Load Protection
- Class I
- 2 year warranty

Electrical characteristics

- Efficiency: 80% typ.
- Line Regulation: 1% max.
- Load Regulation: 7% max.
- Hold-up Time: 12mS min.
- Output ripple and noise: 0.5% (Typ.).
- (The Ripple & Noise which is under 3.3VDC at 2% max)



Environmental



- Operating Temperature: 0 to 70°C
- Derate linearly from 100% load at 25°C to 50% load at 70°C
- Storage Temperature: -40~85°C
- Operating Humidity : 0~95%
- Storage Humidity: 0~95%
- MTBF: 100,000 calculated hours







Model No.	Output Voltage	Max. Output Current	Total Regulation	Max. Output Power	Certificate
▶SEU60 -101	3~5VDC	16.6~10.0A	7%	50W	UL/CUL, CCC, RoHS
▶SEU60 -102	5~6VDC	11.0~9.16A	7%	55W	UL/CUL, CCC, RoHS
▶SEU60 -103	6~8VDC	10.0~7.50A	5%	60W	UL/CUL, CCC, RoHS
▶SEU60 -104	8~11VDC	7.87~5.72A	5%	63W	UL/CUL, CCC, RoHS
▶SEU60 -105	11~13VDC	5.72~4.84A	5%	63W	UL/CUL, CCC, RoHS
▶SEU60 -106	13~16VDC	4.84~3.93A	5%	63W	UL/CUL, CCC, RoHS
▶SEU60 -107	16~21VDC	3.93~3.00A	5%	63W	UL/CUL, CCC, RoHS
▶SEU60 -108	21~27VDC	3.00~2.33A	5%	63W	UL/CUL, CCC, RoHS
▶SEU60 -109	27~33VDC	2.33~1.90A	5%	63W	UL/CUL, CCC, RoHS

Model No.	Output Voltage	Max. Output Current	Total Regulation	Max. Output Power	Certificate
▶SEU60 -110	33~40VDC	1.90~1.57A	2%	63W	UL/CUL, CCC, RoHS
▶SEU60 -111	40~50VDC	1.57~1.26A	2%	63W	UL/CUL, CCC, RoHS
▶SEU60 -118	110VDC	0.3A	2%	33W	None Safety Approvals
▶SEU60 -200	+3.3VDC +12.0VDC	7.0A 3.0A	7% 5%	59.1W	UL/CUL, CCC, RoHS
▶SEU60 -201	+5.0VDC +12.0VDC	7.0A 3.0A	5% 5%	63W	UL/CUL, CCC, RoHS
▶SEU60 -201-1	+5.0VDC +12.0VDC	8.0A 0.5A	5% 5%	46W	None Safety Approvals
▶SEU60 -201-2	+5.0VDC +12.0VDC	5.00A 3.33A	5% 5%	63W	None Safety Approvals
▶SEU60 -201-3	+5.0VDC +12.0VDC	3.0A 4.0A	5% 5%	63W	None Safety Approvals
▶SEU60 -202	+5.0VDC +15.0VDC	7.0A 3.0A	5% 5%	63W	UL/CUL, CCC, RoHS
▶SEU60 -203	+5.0VDC +24.0VDC	7.0A 2.0A	5% 5%	63W	UL/CUL, CCC, RoHS
▶SEU60 -203-2 +24V(Isolation)	+5.0VDC +24.0VDC	7.0A 2.0A	5% 5%	63W	None Safety Approvals
▶SEU60 -203-3	+5.0VDC +24.0VDC	7.0A 1.5A	5% 5%	63W	None Safety Approvals
▶SEU60 -204	+3.3VDC +5.0VDC	7.0A 5.0A	7% 5%	48.1W	UL/CUL, CCC, RoHS
▶SEU60 -215	+5.0VDC -24.0VDC	7.0A 2.0A	5% 5%	63W	UL/CUL, CCC, RoHS
▶SEU60 -218	+3.3VDC +48.0VDC	5.00A 1.25A	7% 5%	63W	UL/CUL, CCC, RoHS
▶SEU60 -219	+5.0VDC +28.0VDC	5.0A 2.0A	5% 5%	63W	UL/CUL, CCC, RoHS
▶SEU60 -219-1	+5.0VDC +28.0VDC	0.5A 2.5A	5% 5%	63W	None Safety Approvals
▶SEU60 -220	+5.0VDC +35.0VDC	5.0A 1.5A	5% 5%	63W	UL/CUL, CCC, RoHS
▶SEU60 -221	+5.0VDC +36.0VDC	5.0A 1.5A	5% 5%	63W	UL/CUL, CCC, RoHS
▶SEU60 -221	+5.0VDC +36.0VDC	5.0A 1.5A	5% 5%	63W	UL/CUL, CCC, RoHS
▶SEU60 -222	+12.0VDC +24.0VDC	1.25A 2.0A	5% 5%	63W	None Safety Approvals
▶SEU60 -229	+7.5VDC +12.0VDC	3.33A 3.33A	5% 5%	63W	None Safety Approvals
▶SEU60 -235	+5.0VDC +48.0VDC	3.0A 1.0A	5% 5%	63W	None Safety Approvals
▶SEU60 -237	+12.0VDC +15.0VDC	1.0A 2.0A	5% 5%	42W	None Safety Approvals

Model No.	Output Voltage	Max. Output Current	Total Regulation	Max. Output Power 	Certificate 
▶SEU60 -300	+3.3VDC +12.0VDC -12.0VDC	6.0A 3.0A 0.8A	7% 5% 5%	63W	UL/CUL, CCC, RoHS
▶SEU60 -300-1	+3.3VDC +12.0VDC +12.0VDC	6.0A 3.0A 0.8A	7% 5% 5%	63W	UL/CUL, CCC, RoHS
▶SEU60 -301	+5.0VDC +12.0VDC -5.0VDC	6.0A 3.0A 0.8A	5% 5% 5%	63W	UL/CUL, CCC, RoHS
▶SEU60 -301-1	+5.0VDC +12.0VDC +5.0VDC	6.0A 3.0A 0.8A	5% 5% 5%	63W	UL/CUL, CCC, RoHS
▶SEU60 -302	+5.0VDC +12.0VDC -12.0VDC	6.0A 3.0A 0.8A	5% 5% 5%	63W	UL/CUL, CCC, RoHS
▶SEU60 -302-1	+5.0VDC +12.0VDC +12.0VDC	6.0A 3.0A 0.8A	5% 5% 5%	63W	UL/CUL, CCC, RoHS
▶SEU60 -302-2	+5.0VDC +12.0VDC -12.0VDC	6.0A 1.5A 1.5A	5% 5% 5%	63W	None Safety Approvals
▶SEU60 -303	+5.0VDC +15.0VDC -15.0VDC	6.0A 3.0A 0.8A	5% 5% 5%	63W	UL/CUL, CCC, RoHS
▶SEU60 -303-1	+5.0VDC +15.0VDC +15.0VDC	6.0A 3.0A 0.8A	5% 5% 5%	63W	UL/CUL, CCC, RoHS
▶SEU60 -304	+5.0VDC +24.0VDC -24.0VDC	6.0A 2.0A 0.5A	5% 5% 5%	63W	UL/CUL, CCC, RoHS
▶SEU60 -304-1	+5.0VDC +24.0VDC +24.0VDC	6.0A 2.0A 0.5A	5% 5% 5%	63W	UL/CUL, CCC, RoHS
▶SEU60 -305	+5.0VDC +24.0VDC -12.0VDC	6.0A 2.0A 0.8A	5% 5% 5%	63W	UL/CUL, CCC, RoHS
▶SEU60 -305-1	+5.0VDC +24.0VDC +12.0VDC	6.0A 2.0A 0.8A	5% 5% 5%	63W	UL/CUL, CCC, RoHS
▶SEU60 -306	+3.3VDC +12.0VDC -5.0VDC	6.0A 3.0A 0.8A	7% 5% 5%	59.8W	UL/CUL, CCC, RoHS
▶SEU60 -306-1	+3.3VDC +12.0VDC +5.0VDC	6.0A 3.0A 0.8A	7% 5% 5%	59.8W	UL/CUL, CCC, RoHS
▶SEU60 -307	+5.0VDC +10.0VDC -10.0VDC	6.0A 2.0A 1.0A	5% 5% 5%	60W	UL/CUL, CCC, RoHS
▶SEU60 -307-1	+5.0VDC +10.0VDC +10.0VDC	6.0A 2.0A 1.0A	5% 5% 5%	60W	UL/CUL, CCC, RoHS
▶SEU60 -308	+3.3VDC +5.0VDC +12.0VDC	5.0A 5.0A 1.0A	7% 5% 5%	53.5W	UL/CUL, CCC, RoHS

Model No.	Output Voltage	Max. Output Current	Total Regulation	Max. Output Power 	Certificate 
▶ SEU60 -308-1	+3.3VDC +5.0VDC -12.0VDC	5.0A 5.0A 1.0A	7% 5% 5%	53.5W	UL/CUL, CCC, RoHS
▶ SEU60 -308-2	+3.3VDC +5.0VDC +12.0VDC	3.9A 2.5A 1.7A	7% 5% 5%	45.77W	None Safety Approvals
▶ SEU60 -311	+5.0VDC +27.0VDC -15.0VDC	6.0A 2.0A 0.8A	5% 5% 5%	63W	None Safety Approvals
▶ SEU60 -312	+3.3VDC +5.0VDC +15.0VDC	7.0A 2.0A 0.5A	7% 5% 5%	40.6W	None Safety Approvals
▶ SEU60 -313 +24V(Isolation)	+5VDC +12.0VDC +24.0VDC	5.0A 1.0A 1.0A	5% 5% 5%	61W	None Safety Approvals
▶ SEU60 -315	+5.0VDC +50.0VDC +24.0VDC	0.7A 1.0A 0.1A	5% 5% 5%	55.9W	None Safety Approvals
▶ SEU60 -317	+5.3VDC +12.6VDC +24.0VDC	6.0A 0.7A 1.0A	5% 5% 5%	63W	None Safety Approvals
▶ SEU60 -319	+5.0VDC +15.0VDC +12.0VDC	6.0A 3.0A 1.0A	5% 5% 5%	63W	None Safety Approvals
▶ SEU60 -320	+5.0VDC +55.0VDC +24.0VDC	0.7A 0.91A 0.1A	5% 5% 5%	55.95W	None Safety Approvals
▶ SEU60 -321	+5.0VDC +16.0VDC -5.0VDC	1.0A 2.0A 1.0A	5% 5% 5%	42W	None Safety Approvals
▶ SEU60 -331	+6.5VDC +24.0VDC +12.0VDC	6.0A 2.0A 0.8A	5% 5% 5%	63W	None Safety Approvals
▶ SEU60 -400	+3.3VDC +12.0VDC -12.0VDC -5.0VDC	6.0A 3.0A 0.8A 0.8A	7% 5% 5% 5%	63W	UL/CUL, CCC, RoHS
▶ SEU60 -400-1	+3.3VDC +12.0VDC -12.0VDC +5.0VDC	6.0A 3.0A 0.8A 0.8A	7% 5% 5% 5%	63W	UL/CUL, CCC, RoHS
▶ SEU60 -400-2	+3.3VDC +12.0VDC +12.0VDC -5.0VDC	6.0A 3.0A 0.8A 0.8A	7% 5% 5% 5%	63W	UL/CUL, CCC, RoHS
▶ SEU60 -400-3	+3.3VDC +12.0VDC +12.0VDC +5.0VDC	6.0A 3.0A 0.8A 0.8A	7% 5% 5% 5%	63W	UL/CUL, CCC, RoHS
▶ SEU60 -400-4	+3.3VDC +12.0VDC -12.0VDC +5.0VDC	6.0A 2.0A 0.8A 1.5A	7% 5% 5% 5%	61W	None Safety Approvals

Model No.	Output Voltage	Max. Output Current	Total Regulation	Max. Output Power 	Certificate 
▶SEU60 -401	+5.0VDC +12.0VDC -12.0VDC -5.0VDC	6.0A 3.0A 0.8A 0.8A	5% 5% 5% 5%	63W	UL/CUL, CCC, RoHS
▶SEU60 -401-1	+5.0VDC +12.0VDC -12.0VDC +5.0VDC	6.0A 3.0A 0.8A 0.8A	5% 5% 5% 5%	63W	UL/CUL, CCC, RoHS
▶SEU60 -401-2	+5.0VDC +12.0VDC +12.0VDC -5.0VDC	6.0A 3.0A 0.8A 0.8A	5% 5% 5% 5%	63W	UL/CUL, CCC, RoHS
▶SEU60 -401-3	+5.0VDC +12.0VDC +12.0VDC +5.0VDC	6.0A 3.0A 0.8A 0.8A	5% 5% 5% 5%	63W	UL/CUL, CCC, RoHS
▶SEU60 -401-4	+5.0VDC +12.0VDC -12.0VDC -5.0VDC	7.0A 2.0A 1.0A 1.0A	5% 5% 5% 5%	63W	None Safety Approvals
▶SEU60 -401-5	+5.0VDC +12.0VDC -12.0VDC -5.0VDC	6.0A 0.6A 0.3A 1.8A	5% 5% 5% 5%	49.8W	None Safety Approvals
▶SEU60 -402	+5.0VDC +12.0VDC -12.0VDC +12.0VDC	6.0A 3.0A 0.8A 0.8A	5% 5% 5% 5%	63W	UL/CUL, CCC, RoHS
▶SEU60 -402-1	+5.0VDC +12.0VDC +12.0VDC +12.0VDC	6.0A 3.0A 0.8A 0.8A	5% 5% 5% 5%	63W	UL/CUL, CCC, RoHS
▶SEU60 -402-2	+5.0VDC +12.0VDC +12.0VDC -12.0VDC	6.0A 3.0A 0.8A 0.8A	5% 5% 5% 5%	63W	UL/CUL, CCC, RoHS
▶SEU60 -402-3	+5.0VDC +12.0VDC -12.0VDC -12.0VDC	6.0A 3.0A 0.8A 0.8A	5% 5% 5% 5%	63W	UL/CUL, CCC, RoHS
▶SEU60 -403	+5.0VDC +12.0VDC -12.0VDC +24.0VDC	6.0A 3.0A 0.8A 0.8A	5% 5% 5% 5%	63W	UL/CUL, CCC, RoHS
▶SEU60 -403-1	+5.0VDC +12.0VDC +12.0VDC +24.0VDC	6.0A 3.0A 0.8A 0.8A	5% 5% 5% 5%	63W	UL/CUL, CCC, RoHS
▶SEU60 -403-2	+5.0VDC +12.0VDC +12.0VDC -24.0VDC	6.0A 3.0A 0.8A 0.8A	5% 5% 5% 5%	63W	UL/CUL, CCC, RoHS
▶SEU60 -403-3	+5.0VDC +12.0VDC -12.0VDC -24.0VDC	6.0A 3.0A 0.8A 0.8A	5% 5% 5% 5%	63W	UL/CUL, CCC, RoHS

Model No.	Output Voltage	Max. Output Current	Total Regulation	Max. Output Power 	Certificate 
▶ SEU60 -403-4 (Isolation)	+5.0VDC +12.0VDC -12.0VDC +24.0VDC	6.0A 3.0A 0.8A 0.8A	5% 5% 5% 5%	63W	None Safety Approvals
▶ SEU60 -404	+5.0VDC +15.0VDC -15.0VDC -5.0VDC	6.0A 3.0A 0.8A 0.8A	5% 5% 5% 5%	63W	UL/CUL, CCC, RoHS
▶ SEU60 -404-1	+5.0VDC +15.0VDC -15.0VDC +5.0VDC	6.0A 3.0A 0.8A 0.8A	5% 5% 5% 5%	63W	UL/CUL, CCC, RoHS
▶ SEU60 -404-2	+5.0VDC +15.0VDC +15.0VDC -5.0VDC	6.0A 3.0A 0.8A 0.8A	5% 5% 5% 5%	63W	UL/CUL, CCC, RoHS
▶ SEU60 -404-3	+5.0VDC +15.0VDC +15.0VDC +5.0VDC	6.0A 3.0A 0.8A 0.8A	5% 5% 5% 5%	63W	UL/CUL, CCC, RoHS
▶ SEU60 -407	+5.0VDC +12.0VDC +3.3VDC -12.0VDC	2.5A 2.45A 1.0A 0.4A	5% 5% 2% 5%	50W	None Safety Approvals
▶ SEU60 -407-1	+3.3VDC +5.0VDC +12.0VDC -12.0VDC	6.0A 4.0A 2.0A 0.6A	7% 5% 5% 5%	63W	None Safety Approvals
▶ SEU60 -423	+5.0VDC +24.0VDC -15.0VDC +12.0VDC	1.0A 1.8A 0.1A 0.8A	5% 5% 5% 5%	59.3W	UL/CUL, CCC, RoHS
▶ SEU60 -424	+3.3VDC +5.0VDC -30.0VDC -70.0VDC	2.0A 1.5A 0.5A 0.25A	7% 5% 10% 10%	46.6W	None Safety Approvals
▶ SEU60 -425	+5.15VDC +12.0VDC +18.0VDC +30.0VDC	4.0A 2.0A 0.4A 0.1A	5% 5% 5% 5%	55W	None Safety Approvals
▶ SEU60 -425-1	+5.2VDC +12.1VDC +18.0VDC +30.0VDC	4.0A 3.0A 0.4A 0.1A	5% 5% 5% -10~+40%	63W	None Safety Approvals
▶ SEU60 -426	+5.0VDC +5.0VDC +12.0VDC +38.0VDC	3.8A 0.4A 2.9A 0.1A	5% 5% 10% 10%	59.6W	None Safety Approvals